

CENNIK DETALICZNY BRUTTO PLN
szafki | elementy dodatkowe | akcesoria

KAM


rok założenia 1991


KUCHNIE KAMMONO


Ceny szafek obejmują: korpusy z półkami, fronty, zawiasy puszkowe, szuflady, podnośniki gazowe, uchwyty oraz nóżki.


ważny od Września 2023r.


Szafki Dolne


MODEL	SYMBOL	Grupy Cenowe					
		P2/K2	P4	F	M4	L4_M	L4_P
	DC15	473	484	495	505	496	503
	DC20	530	545	564	577	573	582
cena z koszem							


	DC30	612	636	671	689	696	710
	cena z koszem						

	DSS40.1/1	535	566	609	635	628	646
	DSS50.1/1	563	601	661	692	695	718
	DSS60.1/1	596	645	718	755	768	795


	DS30/3	575	598	618	639	598	611
	DS35/3	616	646	679	706	675	693
	DS40/3	616	646	679	706	675	693
	DS45/3	636	669	711	740	714	734
	DS50/3	654	692	740	773	752	774
	DS60/3	695	743	802	840	829	856

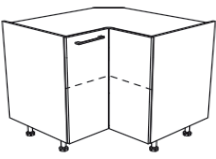
	DSS40/3	1025	1055	1089	1115	1084	1102
	DSS45/3	1045	1078	1120	1149	1123	1143
	DSS50/3	1064	1102	1150	1182	1161	1184
	DSS55/3	1107	1154	1213	1251	1240	1267
	DSS60/3	1107	1154	1213	1251	1240	1267
	DSS65/3	1152	1206	1282	1326	1325	1356
	DSS70/3	1152	1206	1282	1326	1325	1356
	DSS75/3	1191	1253	1342	1392	1401	1437
	DSS80/3	1191	1253	1342	1392	1401	1437
	DSS85/3	1235	1304	1408	1463	1483	1523
	DSS90/3	1235	1304	1408	1463	1483	1523


	DSS60/2PŁ	902	950	1024	1061	1075	1102
	DSS70/2PŁ	938	994	1084	1126	1150	1182
	DSS80/2PŁ	976	1039	1145	1193	1227	1263
	DSS90/2PŁ	1017	1089	1210	1264	1308	1349


	D30.1	280	304	339	358	364	378
	D35.1	304	335	389	413	430	448
	D40.1	304	335	389	413	430	448
	D45.1	313	349	411	438	460	481
	D50.1	325	365	435	465	492	515
	D55.1	352	399	488	524	561	589
	D60.1	352	399	488	524	561	589

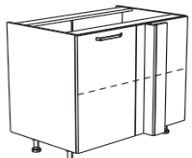
Szafki Dolne


MODEL	SYMBOL	Grupy Cenowe					
		P2/K2	P4	F	M4	L4_M	L4_P
	D60	402	450	521	558	571	598
	D70	456	518	625	674	708	744
	D80	456	518	625	674	708	744


	DRP90	638	689	771	809	847	876
-----------------------------------------------------------------------------------	-------	-----	-----	-----	-----	-----	-----

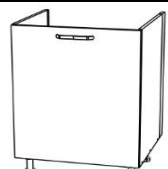
	DRP90x70	608	642	690	716	733	753
-----------------------------------------------------------------------------------	----------	-----	-----	-----	-----	-----	-----

	DRP100x70	637	679	745	777	804	829
------------------------------------------------------------------------------------	-----------	-----	-----	-----	-----	-----	-----


	DPRP110x65	553	606	667	705	742	771
	DPRP115x65	558	615	684	725	768	799


	DZ45.1	299	335	397	425	447	467
	DZ50.1	309	349	419	449	476	499
	DZ60.1	327	375	464	500	537	564

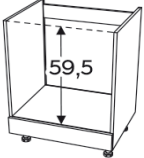
	DZ60	375	423	494	531	544	571
	DZ70	411	473	581	629	663	699
	DZ80	411	473	581	629	663	699
	DZ90	431	503	627	682	726	766

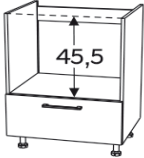
	DZCSS50	594	634	705	735	762	784
	DZCSS60	619	667	756	791	829	856
	DZCSS80	678	735	858	906	964	1000

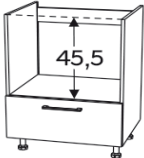
Szafki Dolne


MODEL	SYMBOL	Grupy Cenowe					
		P2/K2	P4	F	M4	L4_M	L4_P
	DZC2SS80	1004	1067	1174	1223	1257	1293


	DRZ100x70_L	608	650	716	748	775	800
	DRZ100x70_P	608	650	716	748	775	800

	DP45	301	305	306	310	314	317
	DP60	329	334	338	343	349	353


	DPK60	390	406	428	442	439	449
------------------------------------------------------------------------------------	-------	-----	-----	-----	-----	-----	-----


	DPKSS60	541	557	580	593	590	600
-------------------------------------------------------------------------------------	---------	-----	-----	-----	-----	-----	-----

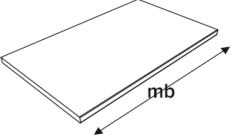
	FZMYW45	102	138	201	228	250	270
	FZMYW60	117	165	254	290	327	354

	D20-39.1/SPEC	334	369	428	454	473	493
	D41-59.1/SPEC	387	439	537	576	617	648









Szafki Dolne

MODEL	SYMBOL	Grupy Cenowe					
		P2/K2	P4	F	M4	L4_M	L4_P
	Cokół PCV 10	69					
	Cokół PCV 15	101					


	Łącznik PCV 10	7					
	Łącznik PCV 15	12					


	Błat 60cm R3 /mb	248					
	Błat 92;120cm R3 /mb	523					
	Usługa spedycyjno transportowa blatu	185					


Szafki BDoIne


MODEL	SYMBOL	Grupy Cenowe					
		P2/K2	P4	F	M4	L4_M	L4_P
	BDC15	487	499	509	519	510	517
	BDC20	544	560	578	591	587	596
	cena z koszem						
	BDC30	627	651	687	705	712	725
	cena z koszem						
	BDCE15	577	588	599	609	600	606
	BDCE20	617	632	651	664	660	669
	cena z koszem						
	BDCE30	834	858	893	912	918	932
	cena z koszem						
	BDSS40.1/1	554	585	628	654	646	664
	BDSS50.1/1	584	621	682	713	716	738
	BDSS60.1/1	614	663	736	773	786	813
 	BDST40.1/1	648	678	722	748	740	758
	BDST50.1/1	677	715	775	806	809	832
	BDST60.1/1	708	758	831	868	881	908
	BDS30/3	594	616	636	658	616	629
	BDS35/3	634	664	698	724	693	711
	BDS40/3	634	664	698	724	693	711
	BDS45/3	654	688	729	759	732	752
	BDS50/3	673	711	759	792	771	793
	BDS60/3	714	762	820	859	848	875


Szafki BDoIne


MODEL	SYMBOL	Grupy Cenowe					
		P2/K2	P4	F	M4	L4_M	L4_P
	BDSS40/3	1043	1073	1107	1133	1102	1120
	BDSS45/3	1063	1096	1138	1168	1141	1161
	BDSS50/3	1083	1121	1169	1201	1180	1203
	BDSS55/3	1122	1170	1229	1267	1256	1283
	BDSS60/3	1122	1170	1229	1267	1256	1283
	BDSS65/3	1169	1223	1298	1342	1342	1373
	BDSS70/3	1169	1223	1298	1342	1342	1373
	BDSS75/3	1207	1270	1359	1408	1418	1454
	BDSS80/3	1207	1270	1359	1408	1418	1454
	BDSS85/3	1251	1321	1424	1480	1499	1540
	BDSS90/3	1251	1321	1424	1480	1499	1540

	BDST40/3	1367	1398	1431	1457	1426	1444
	BDST45/3	1386	1420	1461	1491	1464	1485
	BDST50/3	1406	1444	1493	1525	1504	1526
	BDST55/3	1448	1496	1554	1593	1582	1609
	BDST60/3	1448	1496	1554	1593	1582	1609
	BDST65/3	1496	1549	1625	1669	1668	1700
	BDST70/3	1496	1549	1625	1669	1668	1700
	BDST75/3	1631	1694	1783	1832	1842	1878
	BDST80/3	1631	1694	1783	1832	1842	1878
	BDST85/3	1677	1746	1849	1905	1925	1965
	BDST90/3	1677	1746	1849	1905	1925	1965


	BDSS60/2PŁ	921	968	1043	1080	1093	1120
	BDSS70/2PŁ	957	1013	1103	1146	1169	1201
	BDSS80/2PŁ	995	1058	1165	1213	1247	1283
	BDSS90/2PŁ	1037	1109	1230	1284	1328	1369


	BDST60/2PŁ	1143	1191	1265	1302	1316	1343
	BDST70/2PŁ	1181	1237	1327	1370	1393	1425
	BDST80/2PŁ	1305	1368	1475	1523	1557	1593
	BDST90/2PŁ	1348	1420	1540	1595	1639	1679





	BD30.1	299	323	358	377	383	397
	BD35.1	323	354	408	432	449	467
	BD40.1	323	354	408	432	449	467
	BD45.1	332	368	430	457	479	500
	BD50.1	346	386	456	486	513	536
	BD55.1	369	417	506	542	579	606
	BD60.1	369	417	506	542	579	606



	BD60	420	468	539	576	589	616
	BD70	478	540	648	696	730	766
	BD80	478	540	648	696	730	766

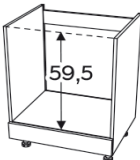
Szafki BDoIne

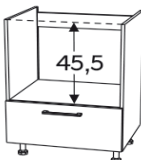
MODEL	SYMBOL	Grupy Cenowe					
		P2/K2	P4	F	M4	L4_M	L4_P
	BDZ45.1	307	343	405	432	454	474
	BDZ50.1	317	357	427	457	484	507
	BDZ60.1	330	378	467	502	540	567

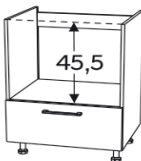

	BDZ60	381	429	500	536	550	577
	BDZ70	423	485	592	641	674	711
	BDZ80	423	485	592	641	674	711
	BDZ90	442	514	638	692	736	777

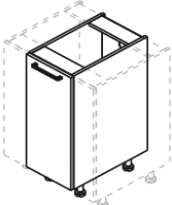
	BDZCSS50	602	642	713	743	770	792
	BDZCSS60	621	669	758	794	831	859
	BDZCSS80	678	741	865	912	970	1006
	BDZCST50p45 	741	781	852	882	909	931
	BDZCST60p45 	761	809	898	934	971	998
	BDZCST80p45 	827	890	1014	1061	1120	1156

	BDZC2SS80	1010	1073	1181	1229	1263	1299
	BDZC2ST80p45 	1288	1351	1459	1507	1541	1577


	BDP45	320	324	325	329	333	336
	BDP60	348	354	357	362	369	372


	BDPK60	410	425	448	461	459	468
-------------------------------------------------------------------------------------	--------	-----	-----	-----	-----	-----	-----

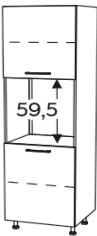
	BDPKSS60	561	577	599	612	610	619
	BDPKST60 	681	697	719	733	730	740

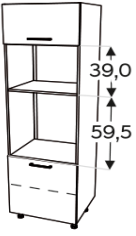
	BD20-39.1/SPEC	355	389	449	475	494	514
	BD41-59.1/SPEC	406	459	557	596	637	667

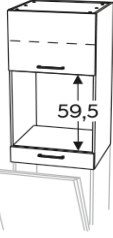


Słupki dopasowane do szafek wiszących W.../61

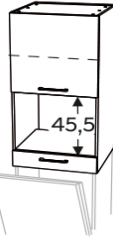


MODEL	SYMBOL	Grupy Cenowe					
		P2/K2	P4	F	M4	L4_M	L4_P
	SD40D2	763	847	999	1063	1127	1175
	SD50D2	838	944	1143	1222	1314	1374
	SD60D2	904	1032	1280	1375	1494	1567

	SL60	740	868	1115	1210	1330	1403
-----------------------------------------------------------------------------------	------	-----	-----	------	------	------	------





	SDP60	828	915	1074	1140	1204	1254
------------------------------------------------------------------------------------	-------	-----	-----	------	------	------	------

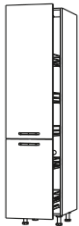
	SPM60	806	868	969	1015	1045	1080
-------------------------------------------------------------------------------------	-------	-----	-----	-----	------	------	------

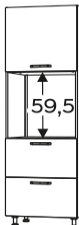

	NWPD45.1SS/61	788	815	855	879	868	885
	NWPD60.1SS/61	847	888	943	975	977	999
	NWPD45.1ST/61 	882	909	949	973	962	979
	NWPD60.1ST/61 	943	983	1039	1070	1072	1095

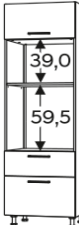

	NWPKD45.1SS/61	802	838	892	921	920	941
	NWPKD60.1SS/61	868	917	994	1032	1047	1075
	NWPKD45.1ST/61 	896	932	986	1015	1014	1035
	NWPKD60.1ST/61 	963	1013	1089	1127	1142	1170

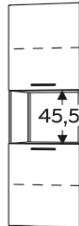
Słupki dopasowane do szafek wiszących W.../61

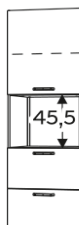

MODEL	SYMBOL	Grupy Cenowe						
		P2/K2	P4	F	M4	L4_M	L4_P	
	SD40SS2	1265	1349	1490	1556	1595	1644	
	SD50SS2	1350	1456	1642	1723	1790	1851	
	SD60SS2	1424	1551	1785	1881	1977	2049	
	SD40ST2		1484	1568	1709	1774	1814	1862
	SD50ST2		1569	1675	1861	1942	2009	2070
	SD60ST2		1644	1771	2005	2101	2197	2269

	SCMAX30	2343	2407	2510	2557	2615	2651
	SCMAX40	2517	2601	2754	2817	2902	2951
cena z koszem							

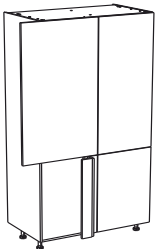
	SDP60SS2	1330	1417	1562	1629	1669	1719
	SDP60ST2		1557	1645	1790	1857	1897

	SPM60SS2	1303	1364	1451	1499	1504	1539
	SPM60ST2		1539	1600	1687	1735	1740

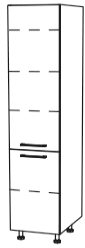
	SDPK60	902	998	1180	1252	1330	1385
-------------------------------------------------------------------------------------	--------	-----	-----	------	------	------	------

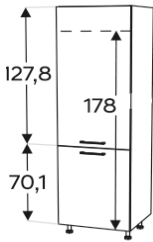
	SDPK60SS2	1405	1500	1668	1741	1794	1849
	SDPK60ST2		1632	1728	1895	1969	2022

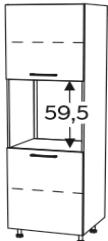
Słupki dopasowane do szafek wiszących W.../61

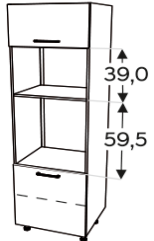
MODEL	SYMBOL	Grupy Cenowe					
		P2/K2	P4	F	M4	L4_M	L4_P
	SPRP115	1104	1314	1695	1849	2290	2410

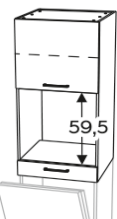
Słupki dopasowane do szafek wiszących W.../71

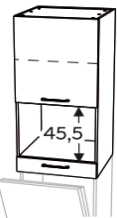
MODEL	SYMBOL	Grupy Cenowe					
		P2/K2	P4	F	M4	L4_M	L4_P
	SD40D2/71	814	902	1062	1129	1199	1250
	SD50D2/71	886	999	1208	1292	1390	1454
	SD60D2/71	959	1095	1355	1455	1582	1659

	SL60/71	763	899	1159	1259	1386	1463
	SL75/71	834	1005	1341	1465	1636	1732





	SDP60/71	849	943	1117	1187	1260	1313
------------------------------------------------------------------------------------	----------	-----	-----	------	------	------	------

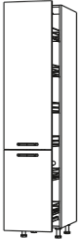
	SPM60/71	869	937	1053	1104	1142	1180
-------------------------------------------------------------------------------------	----------	-----	-----	------	------	------	------

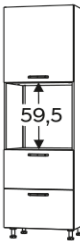

	NWPD45.1SS/71	817	850	899	927	923	942
	NWPD60.1SS/71	881	927	997	1033	1044	1070
	NWPD45.1ST/71 <i>blum</i>	911	944	993	1021	1017	1036
	NWPD60.1ST/71 <i>blum</i>	976	1022	1092	1128	1139	1165

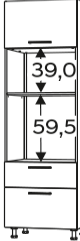

	NWPKD45.1SS/71	833	874	937	970	975	999
	NWPKD60.1SS/71	900	956	1047	1090	1114	1145
	NWPKD45.1ST/71 <i>blum</i>	927	968	1031	1064	1069	1093
	NWPKD60.1ST/71 <i>blum</i>	996	1052	1143	1185	1209	1240

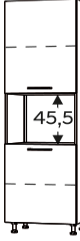
Słupki dopasowane do szafek wiszących W.../71

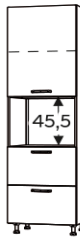

MODEL	SYMBOL	Grupy Cenowe						
		P2/K2	P4	F	M4	L4_M	L4_P	
	SD40SS2/71	1312	1400	1550	1619	1664	1715	
	SD50SS2/71	1395	1508	1705	1790	1864	1928	
	SD60SS2/71	1477	1612	1859	1960	2063	2140	
	SD40ST2/71		1531	1619	1769	1837	1882	1933
	SD50ST2/71		1615	1727	1925	2009	2084	2147
	SD60ST2/71		1697	1833	2079	2180	2283	2360

	SCMAX30/71	2496	2563	2673	2723	2785	2823
	SCMAX40/71	2689	2777	2939	3004	3095	3146
cena z koszem							


	SDP60SS2/71	1351	1445	1605	1676	1725	1778
	SDP60ST2/71		1579	1673	1832	1904	1952

	SPM60SS2/71	1357	1424	1525	1577	1592	1630
	SPM60ST2/71		1593	1659	1761	1813	1827

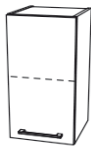
	SDPK60/71	902	1006	1200	1278	1363	1422
-------------------------------------------------------------------------------------	-----------	-----	------	------	------	------	------


	SDPK60SS2/71	1404	1508	1688	1767	1828	1887
	SDPK60ST2/71		1631	1736	1916	1994	2055

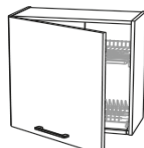
Słupki dopasowane do szafek wiszących W.../71


MODEL	SYMBOL	Grupy Cenowe					
		P2/K2	P4	F	M4	L4_M	L4_P
	SPRP115/71	1363	1585	1994	2156	2390	2516


Szafki wiszące W.../61


MODEL	SYMBOL	Grupy Cenowe					
		P2/K2	P4	F	M4	L4_M	L4_P
	W15.1/61	185	196	205	212	223	229
	W20.1/61	197	210	226	236	251	259
	W30.1/61	219	240	270	286	288	300
	W35.1/61	240	267	313	334	345	361
	W40.1/61	240	267	313	334	345	361
	W45.1/61	252	283	335	358	374	392
	W50.1/61	262	297	356	382	403	422
	W55.1/61	285	327	401	432	461	484
W60.1/61	285	327	401	432	461	484	

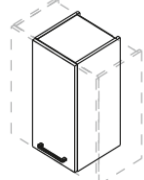
	W60/61	332	374	434	466	471	494
	W70/61	375	428	519	561	584	615
	W80/61	375	428	519	561	584	615

	WS60.1/61	417	458	532	563	592	616
	cena z ociekarką						


	WS60/61	464	505	565	598	602	626
	WS80/61	514	567	658	701	723	754
cena z ociekarką							


	WRP70x40/61	427	458	500	525	538	556


	WRP60/61	419	458	515	544	566	588
	WRP65/61	452	494	568	602	633	659

	W21-39.1/61_SPEC	264	294	344	367	380	397
	W41-59.1/61_SPEC	314	360	441	475	507	532

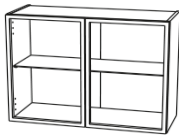
Szafki wiszące W.../61

MODEL	SYMBOL	Grupy Cenowe					
		P2/K2	P4	F	M4	L4_M	L4_P
	WW40.1/61	281	298	352	320	382	398
	WW45.1/61	294	313	380	343	417	435
	WW50.1/61	307	328	408	364	452	472
	WW60.1/61	334	363	464	409	522	546

	WW80/61	456	494	598	534	659	690
-----------------------------------------------------------------------------------	---------	-----	-----	-----	-----	-----	-----

	WWAR40.1/61	521					
	WWAR60.1/61	625					

ALU

	WWAR80/61	941					
------------------------------------------------------------------------------------	-----------	-----	--	--	--	--	--

ALU

Szafki wiszące BW.../61

MODEL	SYMBOL	Grupy Cenowe					
		P2/K2	P4	F	M4	L4_M	L4_P
	BW15.1/61	196	207	216	223	234	239
	BW20.1/61	210	223	239	249	264	272
	BW30.1/61	231	251	281	298	300	312
	BW35.1/61	251	278	323	344	356	371
	BW40.1/61	251	278	323	344	356	371
	BW45.1/61	263	293	345	369	384	402
	BW50.1/61	273	308	367	393	413	433
	BW55.1/61	298	339	413	444	473	496
	BW60.1/61	298	339	413	444	473	496

	BW60/61	344	386	446	478	483	506
	BW70/61	387	441	532	574	597	628
	BW80/61	387	441	532	574	597	628

	BWS60.1/61	420	461	535	566	595	619
	cena z ociekarką						


	BWS60/61	472	514	574	606	611	634
	BWS80/61	523	577	668	710	733	764
cena z ociekarką							


	BWRP70x45/61	442	472	511	533	546	563


	BWRP60/61	420	452	500	524	541	560
	BWRP65/61	451	492	553	583	609	632

	BW21-39.1/61_SPEC	276	306	355	378	392	408
	BW41-59.1/61_SPEC	328	373	454	488	520	546

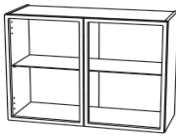
Szafki wiszące BW.../61

MODEL	SYMBOL	Grupy Cenowe					
		P2/K2	P4	F	M4	L4_M	L4_P
	BWW40.1/61	292	309	363	331	393	409
	BWW45.1/61	305	324	391	353	428	445
	BWW50.1/61	318	339	419	375	463	482
	BWW60.1/61	346	375	477	421	534	558

	BWW80/61	468	507	611	547	672	703
-----------------------------------------------------------------------------------	----------	-----	-----	-----	-----	-----	-----

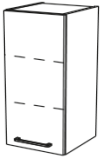
	BWWAR40.1/61	533					
	BWWAR60.1/61	640					


ALU


	BWWAR80/61	959					
------------------------------------------------------------------------------------	------------	-----	--	--	--	--	--


ALU


Szafki wiszące W.../71

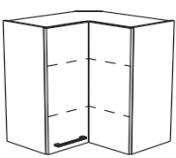
MODEL	SYMBOL	Grupy Cenowe					
		P2/K2	P4	F	M4	L4_M	L4_P
	W15.1/71	204	215	227	236	249	255
	W20.1/71	217	233	253	264	282	291
	W30.1/71	244	268	303	322	328	342
	W35.1/71	269	300	354	378	395	413
	W40.1/71	269	300	354	378	395	413
	W45.1/71	282	318	380	407	429	449
	W50.1/71	295	335	406	436	463	486
	W55.1/71	320	368	457	493	530	558
	W60.1/71	320	368	457	493	530	558

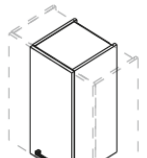
	W60/71	371	419	490	527	540	567
	W70/71	422	484	592	641	674	710
	W80/71	422	484	592	641	674	710

	WS60.1/71	432	480	569	605	642	669
	cena z ociekarką						

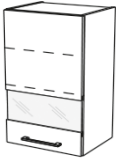
	WS60/71	483	531	602	639	652	679
	WS80/71	536	598	706	754	788	824
	cena z ociekarką						


	WRP70x40/71	478	514	566	594	613	634


	WRP60/71	480	522	592	626	655	680
	WRP65/71	517	569	656	695	735	765

	W21-39.1/71_SPEC	296	330	389	416	435	454
	W41-59.1/71_SPEC	352	405	503	542	583	614


Szafki wiszące W.../71

MODEL	SYMBOL	Grupy Cenowe					
		P2/K2	P4	F	M4	L4_M	L4_P
	WW40.1/71	309	331	394	365	433	451
	WW45.1/71	325	349	459	392	506	526
	WW50.1/71	341	368	485	418	540	563
	WW60.1/71	370	404	493	470	564	591

	WW80/71	503	552	673	615	750	787
-----------------------------------------------------------------------------------	---------	-----	-----	-----	-----	-----	-----

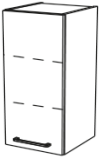
	WWAR40.1/71	582					
	WWAR60.1/71	708					


ALU


	WWAR80/71	1057					
------------------------------------------------------------------------------------	-----------	------	--	--	--	--	--


ALU


Szafki wiszące BW.../71

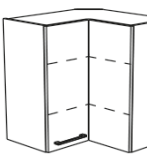
MODEL	SYMBOL	Grupy Cenowe					
		P2/K2	P4	F	M4	L4_M	L4_P
	BW15.1/71	215	226	238	247	259	266
	BW20.1/71	230	245	265	276	294	303
	BW30.1/71	258	282	318	336	343	356
	BW35.1/71	282	313	367	392	408	426
	BW40.1/71	282	313	367	392	408	426
	BW45.1/71	296	332	394	421	443	463
	BW50.1/71	309	349	420	450	477	499
	BW55.1/71	337	385	473	509	547	574
BW60.1/71	337	385	473	509	547	574	

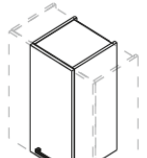
	BW60/71	387	435	506	543	556	583
	BW70/71	440	502	610	658	692	728
	BW80/71	440	502	610	658	692	728

	BWS60.1/71	443	490	579	615	652	680
	cena z ociekarką						

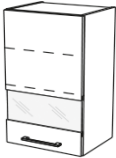
	BWS60/71	493	541	612	649	662	689
	BWS80/71	547	609	717	766	799	835
	cena z ociekarką						


	BWRP70x45/71	499	532	581	606	625	645


	BWRP60/71	480	520	576	604	628	650
	BWRP65/71	519	567	640	673	708	734

	BW21-39.1/71_SPEC	310	344	404	431	449	469
	BW41-59.1/71_SPEC	371	424	520	560	602	631


Szafki wiszące BW.../71

MODEL	SYMBOL	Grupy Cenowe					
		P2/K2	P4	F	M4	L4_M	L4_P
	BWW40.1/71	323	344	408	379	447	465
	BWW45.1/71	339	363	473	406	520	540
	BWW50.1/71	355	382	499	432	554	577
	BWW60.1/71	387	420	509	486	580	607

	BWW80/71	521	569	690	632	768	804
-----------------------------------------------------------------------------------	----------	-----	-----	-----	-----	-----	-----

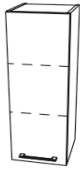
	BWWAR40.1/71	599
	BWWAR60.1/71	729

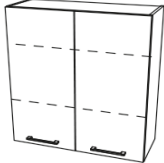
ALU

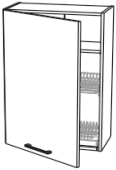
	BWWAR80/71	1084
------------------------------------------------------------------------------------	------------	------


ALU


Szafki wiszące W.../90

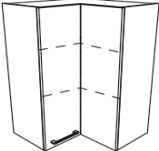
MODEL	SYMBOL	Grupy Cenowe					
		P2/K2	P4	F	M4	L4_M	L4_P
	W15.1/90	229	243	259	270	287	295
	W20.1/90	242	263	290	304	328	339
	W30.1/90	271	302	350	373	388	405
	W35.1/90	300	341	411	442	470	493
	W40.1/90	300	341	411	442	470	493
	W45.1/90	314	361	443	477	511	537
	W50.1/90	336	386	480	518	559	588
	W55.1/90	364	425	541	586	640	675
	W60.1/90	364	425	541	586	640	675

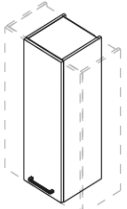
	W60/90	410	472	568	615	645	679
	W70/90	468	548	690	751	807	853
	W80/90	468	548	690	751	807	853

	WS60.1/90	495	557	672	718	772	807
	cena z ociekarką						

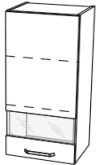
	WS60/90	543	604	701	747	777	811
	WS80/90	609	690	831	892	948	994
	cena z ociekarką						


	WRP70x40/90	519	566	635	670	702	729


	WRP60/90	529	584	678	721	765	798
	WRP65/90	568	633	749	799	857	895

	W21-39.1/90_SPEC	330	375	452	486	517	542
	W41-59.1/90_SPEC	400	468	595	645	704	743


Szafki wiszące W.../90

MODEL	SYMBOL	Grupy Cenowe					
		P2/K2	P4	F	M4	L4_M	L4_P
	WW40.1/90	340	369	472	429	528	551
	WW45.1/90	358	391	513	462	579	605
	WW50.1/90	381	419	559	500	636	665
	WW60.1/90	414	461	639	564	736	771

	WW80/90	548	612	811	725	924	970
-----------------------------------------------------------------------------------	---------	-----	-----	-----	-----	-----	-----

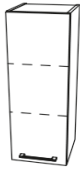
	WWAR40.1/90	659					
	WWAR60.1/90	820					

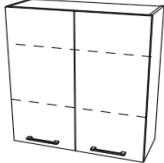
ALU

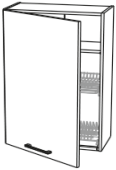
	WWAR80/90	1195					
------------------------------------------------------------------------------------	-----------	------	--	--	--	--	--


ALU


Szafki wiszące BW.../90

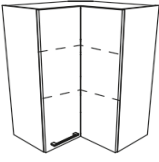
MODEL	SYMBOL	Grupy Cenowe					
		P2/K2	P4	F	M4	L4_M	L4_P
	BW15.1/90	239	254	269	280	297	306
	BW20.1/90	254	274	301	316	339	351
	BW30.1/90	284	315	363	386	401	418
	BW35.1/90	313	354	424	455	483	506
	BW40.1/90	313	354	424	455	483	506
	BW45.1/90	328	374	456	490	525	551
	BW50.1/90	349	400	493	531	572	601
	BW55.1/90	379	441	557	602	656	691
BW60.1/90	379	441	557	602	656	691	

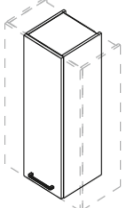
	BW60/90	426	488	584	630	660	695
	BW70/90	485	566	707	768	824	870
	BW80/90	485	566	707	768	824	870

	BWS60.1/90	507	568	684	729	783	818
	cena z ociekarką						

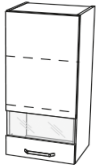
	BWS60/90	554	616	712	758	788	822
	BWS80/90	622	703	844	905	961	1007
cena z ociekarką							


	BWRP70x45/90	539	584	648	680	711	736


	BWRP60/90	530	579	655	690	728	756
	BWRP65/90	567	628	726	769	819	853

	BW21-39.1/90_SPEC	344	389	466	501	531	557
	BW41-59.1/90_SPEC	417	485	613	662	722	760


Szafki wiszące BW.../90

MODEL	SYMBOL	Grupy Cenowe					
		P2/K2	P4	F	M4	L4_M	L4_P
	BWW40.1/90	354	383	485	442	541	564
	BWW45.1/90	372	405	526	475	593	619
	BWW50.1/90	394	432	573	514	649	678
	BWW60.1/90	430	477	655	580	752	787

	BWW80/90	565	629	828	742	941	987
-----------------------------------------------------------------------------------	----------	-----	-----	-----	-----	-----	-----

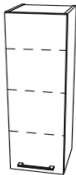
	BWWAR40.1/90	676					
	BWWAR60.1/90	841					

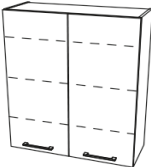
ALU

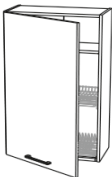
	BWWAR80/90	1222					
------------------------------------------------------------------------------------	------------	------	--	--	--	--	--


ALU


Szafki wiszące W.../100


MODEL	SYMBOL	Grupy Cenowe					
		P2/K2	P4	F	M4	L4_M	L4_P
	W15.1/100	249	264	283	295	314	323
	W20.1/100	265	286	317	333	359	372
	W30.1/100	298	330	385	411	430	449
	W35.1/100	329	375	454	487	521	546
	W40.1/100	329	375	454	487	521	546
	W45.1/100	347	398	490	527	568	597
	W50.1/100	368	425	530	572	620	652
	W55.1/100	403	470	601	650	713	752
W60.1/100	403	470	601	650	713	752	

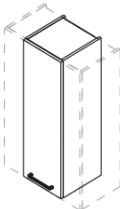
	W60/100	452	516	627	678	716	754
	W70/100	515	606	764	832	899	950
	W80/100	515	606	764	832	899	950

	WS60.1/100	513	581	711	761	823	862
	cena z ociekarką						

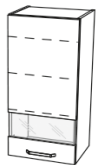
	WS60/100	563	628	739	790	828	866
	cena z ociekarką						


	WRP70x40/100	591	642	721	759	797	827


	WRP60/100	600	661	765	812	864	900
	WRP65/100	649	723	852	907	974	1016

	W21-39.1/100_SPEC	362	413	499	536	573	601
	W41-59.1/100_SPEC	443	517	661	715	784	827


Szafki wiszące W.../100

MODEL	SYMBOL	Grupy Cenowe					
		P2/K2	P4	F	M4	L4_M	L4_P
	WW40.1/100	370	404	530	474	595	620
	WW45.1/100	390	429	578	512	654	683
	WW50.1/100	415	458	630	554	718	750
	WW60.1/100	452	506	724	628	834	873

	WW80/100	598	669	916	806	1046	1097
-----------------------------------------------------------------------------------	----------	-----	-----	-----	-----	------	------

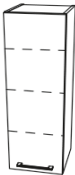
	WWAR40.1/100	721					
	WWAR60.1/100	904					

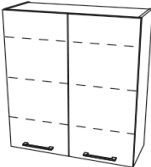
ALU

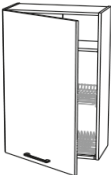
	WWAR80/100	1315					
------------------------------------------------------------------------------------	------------	------	--	--	--	--	--

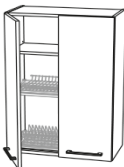
ALU

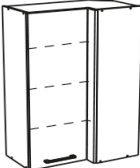
Szafki wiszące BW.../100

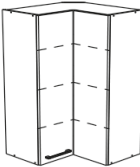
MODEL	SYMBOL	Grupy Cenowe					
		P2/K2	P4	F	M4	L4_M	L4_P
	BW15.1/100	261	277	296	307	326	336
	BW20.1/100	280	301	332	348	374	387
	BW30.1/100	313	345	400	426	445	464
	BW35.1/100	346	391	470	504	538	563
	BW40.1/100	346	391	470	504	538	563
	BW45.1/100	363	414	506	543	584	613
	BW50.1/100	385	442	547	588	636	668
	BW55.1/100	422	489	619	669	732	770
BW60.1/100	422	489	619	669	732	770	

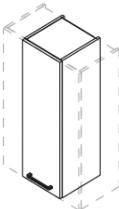
	BW60/100	470	534	646	696	735	773
	BW70/100	536	627	785	853	920	971
	BW80/100	536	627	785	853	920	971

	BWS60.1/100	526	594	724	774	837	875
	cena z ociekarką						

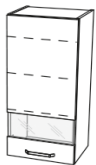
	BWS60/100	577	641	752	803	841	879
	cena z ociekarką						


	BWRP70x45/100	614	663	737	772	809	837


	BWRP60/100	599	653	740	779	823	855
	BWRP65/100	650	714	827	874	933	971

	BW21-39.1/100_SPEC	381	430	517	554	592	619
	BW41-59.1/100_SPEC	464	538	681	736	805	847


Szafki wiszące BW.../100

MODEL	SYMBOL	Grupy Cenowe					
		P2/K2	P4	F	M4	L4_M	L4_P
	BWW40.1/100	387	420	546	491	611	637
	BWW45.1/100	406	445	594	528	670	699
	BWW50.1/100	431	474	647	571	734	766
	BWW60.1/100	470	524	742	646	853	891

	BWW80/100	619	690	937	827	1067	1118
-----------------------------------------------------------------------------------	-----------	-----	-----	-----	-----	------	------

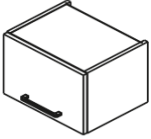
	BWWAR40.1/100	743
	BWWAR60.1/100	932

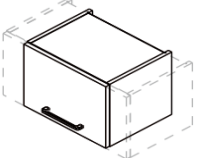
ALU

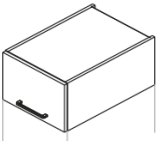
	BWWAR80/100	1351
------------------------------------------------------------------------------------	-------------	------

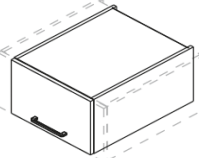
ALU

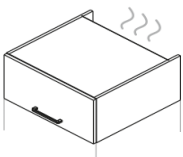
Szafki wiszące WO.../29

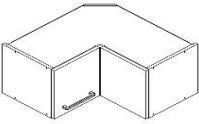
MODEL	SYMBOL	Grupy Cenowe					
		P2/K2	P4	F	M4	L4_M	L4_P
	WO40/29	193	205	222	232	225	232
	WO45/29	200	214	232	244	239	247
	WO50/29	205	221	243	256	253	262
	WO60/29	218	238	265	280	281	293
	WO70/29	234	256	290	308	313	326
	WO80/29	246	271	311	332	341	356
	WO90/29	258	288	334	356	370	386
	WO95/29	266	296	345	369	384	402

	WO_/29_SPEC	228	249	280	297	300	312
-----------------------------------------------------------------------------------	-------------	-----	-----	-----	-----	-----	-----

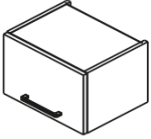
	WO40/29N	236	248	265	276	268	276
	WO45/29N	245	259	278	289	284	292
	WO50/29N	256	271	293	306	303	312
	WO60/29N	271	291	318	333	334	345
	WO70/29N	289	311	345	363	368	381
	WO80/29N	308	333	373	393	403	418
	WO90/29N	328	358	404	426	440	457
	WO95/29N	346	378	430	455	473	491
	WO100/29N	346	378	430	455	473	491

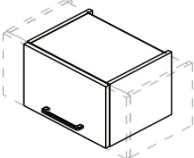
	WO_/29N_SPEC	283	304	335	352	355	367
-------------------------------------------------------------------------------------	--------------	-----	-----	-----	-----	-----	-----

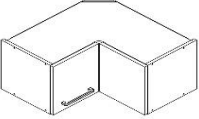
	SNO60/29N	269	288	316	331	332	343
	SNO75/29N	305	329	366	384	392	406
	SNO90/29N	328	358	403	426	439	456
	SNO95/29N	336	366	416	439	455	472
	SNO100/29N	345	376	429	454	472	490

	WRP60/29	305	324	342	357	353	363
	WRP65/29	329	350	375	392	393	405


Szafki wiszące BWO.../29

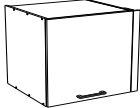
MODEL	SYMBOL	Grupy Cenowe					
		P2/K2	P4	F	M4	L4_M	L4_P
	BWO40/29	200	212	229	240	232	240
	BWO45/29	207	221	240	252	247	255
	BWO50/29	214	230	252	265	262	271
	BWO60/29	226	246	273	289	290	301
	BWO70/29	243	264	299	317	322	335
	BWO80/29	256	282	322	342	352	366
	BWO90/29	268	298	344	366	380	396
	BWO95/29	276	306	355	379	394	412


	BWO__/29_SPEC	236	257	289	305	308	320
-----------------------------------------------------------------------------------	---------------	-----	-----	-----	-----	-----	-----


	BWRP60/29	307	324	337	350	344	353
	BWRP65/29	331	350	371	385	383	394


Szafki uzupełniające


MODEL	SYMBOL	Grupy Cenowe					
		P2/K2	P4	F	M4	L4_M	L4_P
	SNPR65/61	401	443	504	535	561	585
	BSNPR65/61	388	429	490	521	547	571


	SND65.1/61	399	445	513	547	578	604
-----------------------------------------------------------------------------------	------------	-----	-----	-----	-----	-----	-----


	SNPR65/71	455	503	576	611	646	673
	BSNPR65/71	440	488	562	597	632	659

	SND65.1/71	453	506	589	628	668	697
------------------------------------------------------------------------------------	------------	-----	-----	-----	-----	-----	-----

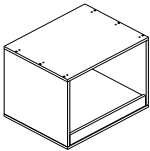
	SNPR65/90	506	567	665	710	762	796
	BSNPR65/90	493	554	651	696	748	782

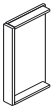
	SND65.1/90	514	580	690	738	797	835
-------------------------------------------------------------------------------------	------------	-----	-----	-----	-----	-----	-----

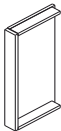
	SNPR65/100	562	626	739	788	848	886
	BSNPR65/100	547	614	725	774	834	872


	SND65.1/100	571	643	767	821	889	930
-------------------------------------------------------------------------------------	-------------	-----	-----	-----	-----	-----	-----

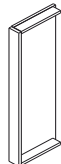
Szafki uzupełniające

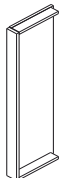
MODEL	SYMBOL						
		P2/K2	P4	F	M4	L4_M	L4_P
	NPW65/54						

	W7BL/29	65	67	65	67	67	69
	BW7BL/29	70	71	70	71	72	73

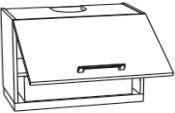
	W7BL/61	86	90	88	91	95	98
	BW7BL/61	91	95	93	97	101	103


	W7BL/71	91	96	94	98	103	107
	BW7BL/71	97	102	101	105	110	113


	W7BL/90	103	109	108	113	120	124
	BW7BL/90	109	115	114	119	126	130


	W7BL/100	108	116	115	120	128	133
	BW7BL/100	115	123	122	127	135	140


Szafki wiszące W z okapem

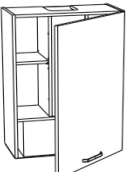
MODEL	SYMBOL	Grupy Cenowe					
		P2/K2	P4	F	M4	L4_M	L4_P
		ceny szafek z okapem Franke P1, P1B lub P1C					
	WO60/42P1	752	780	827	848	861	877

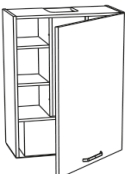
	WO60/51P1	774	809	869	896	917	936
-----------------------------------------------------------------------------------	-----------	-----	-----	-----	-----	-----	-----

	W60.1/P1	824	872	961	997	1034	1061
-----------------------------------------------------------------------------------	----------	-----	-----	-----	-----	------	------


		ceny szafek z okapem P3B lub P3C					
	WP3B60.1/61	938	979	1053	1084	1113	1136


	WP3B60.1/71	978	1026	1115	1150	1188	1215
-------------------------------------------------------------------------------------	-------------	-----	------	------	------	------	------

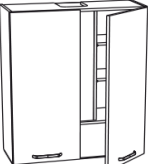
	WP3B60.1/90	1037	1098	1214	1259	1313	1348
-------------------------------------------------------------------------------------	-------------	------	------	------	------	------	------

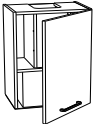
	WP3B60.1/100	1078	1145	1275	1325	1388	1426
-------------------------------------------------------------------------------------	--------------	------	------	------	------	------	------

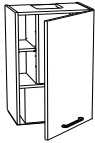
Szafki wiszące W z okapem

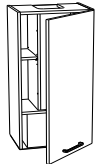
MODEL	SYMBOL	Grupy Cenowe					
		P2/K2	P4	F	M4	L4_M	L4_P
		ceny szafek z okapem P8C					
	WP8C80/71	1677	1739	1848	1895	1951	1987

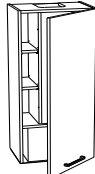
	WP8C80/90	1767	1848	1991	2050	2128	2174
-----------------------------------------------------------------------------------	-----------	------	------	------	------	------	------

	WP8C80/100	1815	1906	2065	2131	2220	2271
-----------------------------------------------------------------------------------	------------	------	------	------	------	------	------

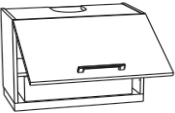
		ceny szafek z okapem P4C					
	WP4C45.1/61	818	848	900	924	940	957


	WP4C45.1/71	839	875	937	964	986	1006
-------------------------------------------------------------------------------------	-------------	-----	-----	-----	-----	-----	------


	WP4C45.1/90	905	951	1033	1068	1102	1128
-------------------------------------------------------------------------------------	-------------	-----	-----	------	------	------	------


	WP4C45.1/100	929	979	1071	1109	1150	1179
-------------------------------------------------------------------------------------	--------------	-----	-----	------	------	------	------


Szafki wiszące BW z okapem

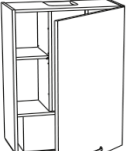
MODEL	SYMBOL	Grupy Cenowe					
		P2/K2	P4	F	M4	L4_M	L4_P
		ceny szafek z okapem Franke P1, P1B lub P1C					
	BWO60/42P1	765	792	839	861	873	889


	BWO60/51P1	786	821	881	907	928	948
-----------------------------------------------------------------------------------	------------	-----	-----	-----	-----	-----	-----

	BW60.1/P1	840	888	977	1013	1050	1077
-----------------------------------------------------------------------------------	-----------	-----	-----	-----	------	------	------


		ceny szafek z okapem P3B lub P3C					
	BWP3B60.1/61	962	1004	1078	1109	1138	1161


	BWP3B60.1/71	1007	1055	1144	1179	1217	1244
-------------------------------------------------------------------------------------	--------------	------	------	------	------	------	------

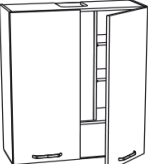
	BWP3B60.1/90	1065	1127	1243	1288	1342	1377
-------------------------------------------------------------------------------------	--------------	------	------	------	------	------	------

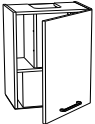
	BWP3B60.1/100	1111	1178	1308	1358	1421	1459
-------------------------------------------------------------------------------------	---------------	------	------	------	------	------	------

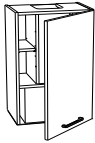
Szafki wiszące BW z okapem

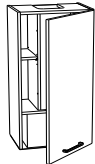
MODEL	SYMBOL	Grupy Cenowe					
		P2/K2	P4	F	M4	L4_M	L4_P
		ceny szafek z okapem P8C					
	BWP8C80/71	1708	1770	1880	1927	1982	2018

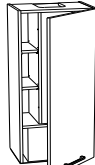
	BWP8C80/90	1801	1882	2025	2084	2162	2208
-----------------------------------------------------------------------------------	------------	------	------	------	------	------	------

	BWP8C80/100	1853	1944	2104	2169	2258	2309
-----------------------------------------------------------------------------------	-------------	------	------	------	------	------	------

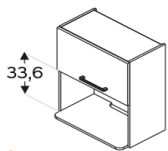
		ceny szafek z okapem P4C					
	BWP4C45.1/61	842	872	924	948	963	981

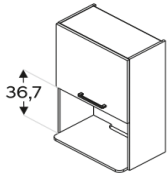
	BWP4C45.1/71	864	900	962	989	1011	1032
-------------------------------------------------------------------------------------	--------------	-----	-----	-----	-----	------	------

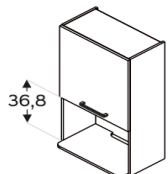
	BWP4C45.1/90	933	979	1061	1095	1129	1155
-------------------------------------------------------------------------------------	--------------	-----	-----	------	------	------	------


	BWP4C45.1/100	958	1008	1100	1138	1179	1207
-------------------------------------------------------------------------------------	---------------	-----	------	------	------	------	------


Szafki wiszące do mikrofalni


MODEL	SYMBOL	Grupy Cenowe					
		P2/K2	P4	F	M4	L4_M	L4_P
	WOM60/71	297	321	357	376	382	396
	BWOM60/71	309	333	369	388	394	408

	WOM60/90	352	387	447	474	494	514
	BWOM60/90	365	400	460	487	507	527

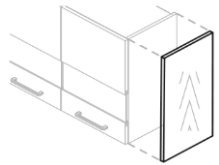
	WM60.1/100	355	397	471	502	531	554
	BWM60.1/100	373	414	488	519	548	572

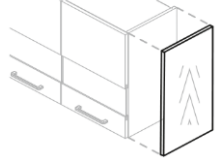
		ceny szafek z MIKROFALĄ M1C					
	WOM1Z60/71	1576	1598	1630	1647	1651	1663
	BWOM1Z60/71	1590	1611	1644	1661	1664	1677

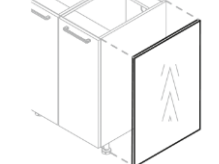
	WOM1Z60/90	1622	1658	1717	1744	1765	1784
	BWOM1Z60/90	1637	1673	1732	1759	1779	1799

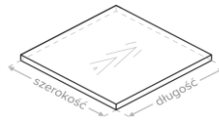
	WM1Z60.1/100	1644	1685	1759	1790	1819	1842
	BWM1Z60.1/100	1661	1702	1776	1807	1836	1859


Elementy dodatkowe

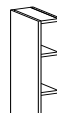
MODEL	SYMBOL	Grupy Cenowe					
		P2/K2	P4	F	M4	L4_M	L4_P
	Bok Nakładany 61 Gł=32	48	71	94	110	137	149
	Bok Nakładany 71 Gł=32	53	81	109	128	159	173
	Bok Nakładany 90 Gł=32	66	100	138	162	202	220
	Bok Nakładany 100 Gł=32	71	111	153	180	224	243

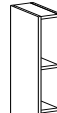
	BBok Nakładany 61 Gł=36	52	78	104	122	152	166
	BBok Nakładany 71 Gł=36	58	89	120	142	176	192
	BBok Nakładany 90 Gł=36	71	109	153	180	224	243
	BBok Nakładany 100 Gł=36	78	120	169	199	248	270

	Bok Nakładany 29 Gł=58	42	64	81	95	118	129
	Bok Nakładany 71 Gł=58	82	132	197	230	287	312
	Bok Nakładany 81 Gł=58	91	148	225	263	328	356
	Bok Nakładany 82 Gł=58	92	150	227	266	332	361
	Bok Nakładany 86 Gł=58	96	157	238	279	348	378
	Bok Nakładany 118 Gł=58	127	211	329	385	480	522
	Bok Nakładany 128 Gł=58	137	227	355	416	519	564
	Bok Nakładany 147 Gł=58	154	260	409	478	597	649
Bok Nakładany 157 Gł=58	164	275	435	510	636	691	

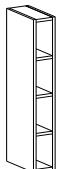
FORMATKI OKLEINOWANE							
MODEL	SYMBOL	Grupy Cenowe					
		KORPUS	P2/K2	P4	F	M4	L4_M
	FORMATKA GR=16	211			483		
	FORMATKA GR=18		224	374		560	699
	FORMATKA GR=36		466				

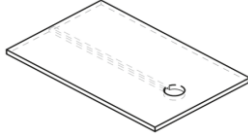
MODEL	SYMBOL	Płyta z Grupy Cenowej P2
	WB15UNI18/61	154
	WB20UNI18/61	166
	BWB15UNI18/61	165
	BWB20UNI18/61	179

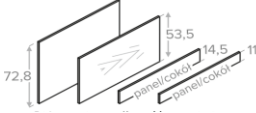
	WB15UNI18/71	180
	WB20UNI18/71	194
	BWB15UNI18/71	192
	BWB20UNI18/71	208

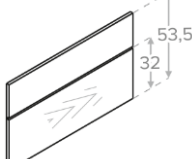
	WB15UNI18/90	206
	WB20UNI18/90	221
	BWB15UNI18/90	220
	BWB20UNI18/90	237

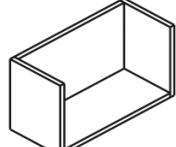
Elementy dodatkowe

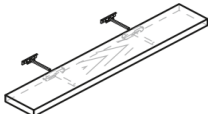
MODEL	SYMBOL	Płyta z Grupy Cenowej P2
	WB15UNI18/100	232
	WB20UNI18/100	249
	BWB15UNI18/100	235
	BWB20UNI18/100	252


	PANEL OŚWIETLENIOWY	140
-----------------------------------------------------------------------------------	---------------------	-----

	PANEL PRZYŚCIENNY H=9,5	40
	PANEL PRZYŚCIENNY H=11	42
	PANEL PRZYŚCIENNY H=14,5	48
	PANEL PRZYŚCIENNY H=53,5	105
	PANEL PRZYŚCIENNY H=72,8	133

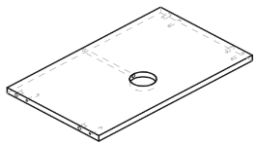
	PANEL PRZYŚCIENNY H=53,5 Z PROF ZOBAL	161
------------------------------------------------------------------------------------	---------------------------------------	-----

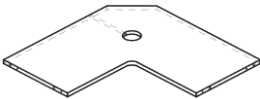
	PWF50/29	134
	PWF60/29	143
	PWF70/29	153
	PWF80/29	163
	PWF90/29	172

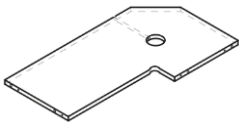
	PZ15 (45;50;55)	99
	PZ15 (60;70;80)	119
	PZ15 (90;100;110)	142
	PZ15 (120;130;140)	190

	PZ22 (45;50;55)	135
	PZ22 (60;70;80)	159
	PZ22 (90;100;110)	211
	PZ22 (120;130;140)	264

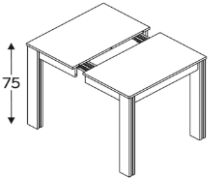
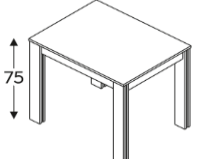
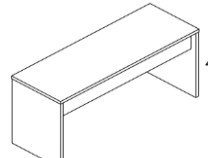
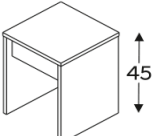
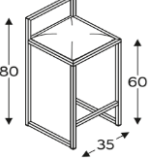
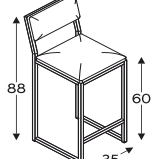
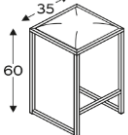
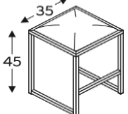
Elementy dodatkowe

MODEL	SYMBOL	Płyta KORPUSOWA
	WIENIEC OŚWIETLENIOWY 30-60	55
	WIENIEC OŚWIETLENIOWY 70-90	66
	BWIENIEC OŚWIETLENIOWY 30-60	57
	BWIENIEC OŚWIETLENIOWY 70-90	69

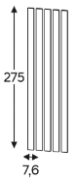
	WIENIEC OŚWIETLENIOWY WRP60	100
	WIENIEC OŚWIETLENIOWY WRP65	107
	BWIENIEC OŚWIETLENIOWY WRP60	100
	BWIENIEC OŚWIETLENIOWY WRP65	107

	WIENIEC OŚWIETLENIOWY WRP70x40	93
	BWIENIEC OŚWIETLENIOWY WRP70x45	96

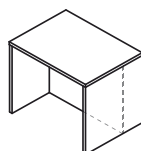
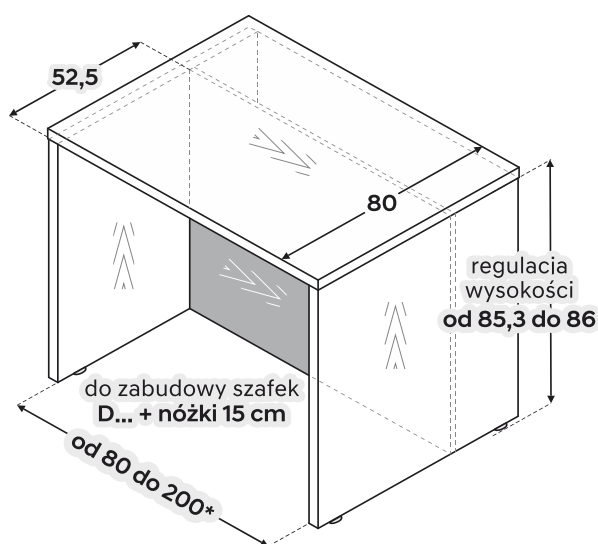
Stoły Hokery Wyspy

MODEL	SYMBOL	CENA
STOŁY KUCHENNE		
	STÓŁ ROZKŁADANY	
	100/150x80	942
	90/135/180x75	971
	120/161/202x88	1252
	STÓŁ	
	90x70	487
	110x60	497
	120x75	537
	140x80	579
	ławka 96x34	168
	taboret 34x34	107
HOKERY LOFT		
	HOKER LOFT 60 Z OPARCIEM	
	czarny	366
	złoty	398
	HOKER LOFT 60 Z OPARCIEM CZARNY_R	
	czarny	448
	HOKER LOFT 60	
	czarny	318
	złoty	343
	HOKER LOFT 45	
	czarny	302
	złoty	326

Stoły Hokery Wyspy

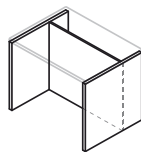
MODEL	SYMBOL	CENA
LAMELE		
	LAMELA 76	210

WYSPIY KUCHENNE 80



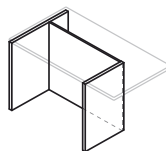
ZW8LPB

noga lewa 80 cm +
noga prawa 80 cm +
przegroda + blat
z formatki okleinowanej
gr. 3,6 cm w komplecie



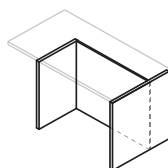
ZW8LP

noga lewa 80 cm +
noga prawa 80 cm +
przegroda
(bez blatu)



ZW8L6P

noga lewa 80 cm +
noga prawa 55 cm +
przegroda
(bez blatu)



ZW6L8P

noga lewa 55 cm +
noga prawa 80 cm +
przegroda
(bez blatu)

WYSPA Z BLATEM	CENA BRUTTO			
	przegroda + blat 3,6 cm		+	nogi/kpl.
	P2	P4		P2
ZW8LPB	455	565	+	530

Przykład obliczenia ceny: P2 ZW8LPB120 (dł. Szafek = 120 cm): (1,2 x 455zł) + 530zł = 546zł + 530zł = 1076zł

P4 ZW8LPB120 (dł. Szafek = 120 cm): (1,2 x 565zł) + 530zł = 678zł + 530zł = 1208zł

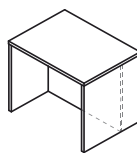
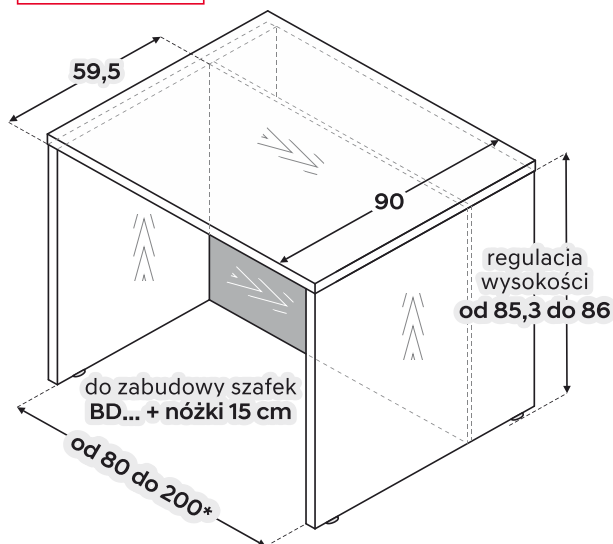
WYSPIY BEZ BLATU	CENA BRUTTO			
	przegroda/1mb		+	nogi/kpl.
	P2	P4		P2
ZW8LP	130	240	+	530
ZW8L6P	130	240	+	460

Przykład obliczenia ceny: P2 ZW8LP120 (dł. Szafek = 120 cm): (1,2 x 130zł) + 530zł = 156zł + 530zł = 686zł

P4 ZW8L6P120 (dł. Szafek = 120 cm): (1,2 x 240zł) + 460zł = 288zł + 460zł = 748zł

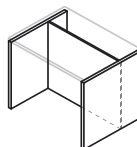
WYSPY KUCHENNE 90

nowość



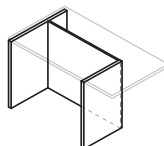
ZW9LPB

noga lewa 90 cm +
noga prawa 90 cm +
przegroda + blat
z formatki okleinowanej
gr. 3,6 cm w komplecie



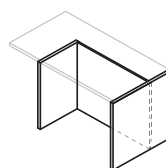
ZW9LP

noga lewa 90 cm +
noga prawa 90 cm +
przegroda
(bez blatu)



ZW9L7P

noga lewa 90 cm +
noga prawa 62 cm +
przegroda
(bez blatu)



ZW7L9P

noga lewa 62 cm +
noga prawa 90 cm +
przegroda
(bez blatu)









WYSPA Z BLATEM	CENA BRUTTO			
	przegroda + blat 3,6 cm		+	nogi/kpl.
	P2	P4		P2
ZW9LPB	498	608	+	602

Przykład obliczenia ceny: P2 ZW9LPB120 (dł. Szafek = 120 cm): $(1,2 \times 498\text{zł}) + 602\text{zł} = 597,60\text{zł} + 602\text{zł} = 1199,60\text{zł}$
 P4 ZW9LPB120 (dł. Szafek = 120 cm): $(1,2 \times 608\text{zł}) + 602\text{zł} = 729,60\text{zł} + 602\text{zł} = 1331,60\text{zł}$

WYSPY BEZ BLATU	CENA BRUTTO			
	przegroda/1mb		+	nogi/kpl.
	P2	P4		P2
ZW9LP	130	240	+	602
ZW9L7P	130	240	+	497

Przykład obliczenia ceny: P2 ZW9LP120 (dł. Szafek = 120 cm): $(1,2 \times 130\text{zł}) + 602\text{zł} = 156\text{zł} + 602\text{zł} = 758\text{zł}$
 P4 ZW9L7P120 (dł. Szafek = 120 cm): $(1,2 \times 240\text{zł}) + 497\text{zł} = 288\text{zł} + 497\text{zł} = 785\text{zł}$

Sprzęt AGD i Wyposażenie

MODEL	KOD ARTYKUŁU	SYMBOL	CENA
SPRZĘT AGD			
	50.21.01.022910	Bateria BR5	219
	50.21.01.003626	Bateria B3	474
	50.21.01.003881	Bateria B4	672
	50.21.09.003617	Zlewozmywak T1	650
	50.21.09.003620	Zlewozmywak T2	701
	50.21.09.003907	Zlewozmywak T4	793
	50.21.09.003910	Zlewozmywak T5	902
	50.21.01.002887	Bateria B1	370

Sprzęt AGD i Wyposażenie

MODEL	KOD ARTYKUŁU	SYMBOL	CENA
SPRZĘT AGD			
	50.21.09.020221	Zlewozmywak Z1.1	364
	50.21.09.002890	Zlewozmywak Z2	380
	50.21.09.002891	Zlewozmywak Z3	463
		wykonanie otworu w zlewozmywaku	64
	50.21.10.002893	komplet przedłużek rur odpływowych	18
	50.06.05.022150	sortownik na odpady 2x15l	270
	50.06.05.022892	sortownik na odpady 12l	27
	50.06.05.015928	sortownik na odpady 3x14l do szafki zlewozmywakowej DZCSS60	207





Sprzęt AGD i Wyposażenie

MODEL	KOD ARTYKUŁU	SYMBOL	CENA
SPRZĘT AGD			
	50.06.05.018034	kosz na odpady 13l	90
	50.25.03.002912	wkład ochronny do szafki zlewozmywakowej "60"	42
	50.25.03.002913	wkład ochronny do szafki zlewozmywakowej "80"	50
	50.25.03.002914	wkład ochronny do szafki zlewozmywakowej "90"	54
	50.21.04.023048	OKAP PK1C	599
	50.21.10.020654	filtry węglowe 2 szt do okapu P3, P8	71
	50.21.10.023304	filtry węglowe 2 szt do okapu PK1	71
	50.21.10.002895	filtry węglowe do okapu P1	96









Sprzęt AGD i Wyposażenie

MODEL	KOD ARTYKUŁU	SYMBOL	CENA
WYPOSAŻENIE			
	50.25.01.002915	wkład na sztućce do szuflady "30"	28
	50.25.01.016650	wkład na sztućce do szuflady "40"	30
	50.25.01.002917	wkład na sztućce do szuflady "45"	34
	50.25.01.016651	wkład na sztućce do szuflady "50"	36
	50.25.01.016652	wkład na sztućce do szuflady "60"	41
	50.25.01.002920	wkład na sztućce do szuflady "70"	46
	50.25.01.016653	wkład na sztućce do szuflady "80"	52
	50.25.01.002922	wkład na sztućce do szuflady "90"	58
	50.99.004103	przegroda szuflady białej DSS 50	95
	50.99.004106	przegroda szuflady białej DSS 55	95
	50.99.004107	przegroda szuflady białej DSS 60	95
	50.99.004108	przegroda szuflady białej DSS 70	132
	50.99.004109	przegroda szuflady białej DSS 80	132
	50.99.004110	przegroda szuflady białej DSS 90	132
	50.99.022898	przegroda szuflady szarej DSS 50	95
	50.99.022899	przegroda szuflady szarej DSS 55	95
	50.99.022900	przegroda szuflady szarej DSS 60	95
	50.99.022901	przegroda szuflady szarej DSS 70	156
	50.99.022902	przegroda szuflady szarej DSS 80	156
	50.99.022903	przegroda szuflady szarej DSS 90	156
	50.17.20.003906	siedzisko taboretu	48
	50.17.20.003904	siedzisko ławki	93
	50.06.04.021071	półka OPTIMA biała do DPRP110	716
	50.06.04.018261	półka OPTIMA biała do DPRP115	832
	50.06.03.022603	półka obrotowa do szafki DRP90	641






Sprzęt AGD i Wyposażenie

MODEL	KOD ARTYKUŁU	SYMBOL	CENA
WYPOSAŻENIE			
	50.07.19.019517	hartowana półka szklana 40	19
	50.07.19.019518	hartowana półka szklana 45	20
	50.07.19.019519	hartowana półka szklana 50	22
	50.07.19.019522	hartowana półka szklana 60	26
	50.07.19.019523	hartowana półka szklana 80	34
	50.16.01.019104	zaślepka confirmatu	5
	50.17.04.003669	odbojniki piankowe do drzwi	6
	50.17.10.002871	uszczelka do płyty laminowanej 16 mm	10
	50.17.10.002872	uszczelka do płyty laminowanej 18 mm	12









Aksesoria i Elementy montażowe

MODEL	KOD ARTYKUŁU	SYMBOL	CENA
SYSTEMY ŚCIENNE			
	50.24.01.002896	reling L=60	32
	50.24.01.002897	reling L=100	54
	50.24.03.002902	zaślepka relingu	6
	50.24.03.002901	uchwyt relingu	15
	50.24.03.002900	haczyk relingu	6
	50.24.02.003894	koszyk na ręcznik pap.	56
	50.24.02.002899	ociekarka relingowa	155
	50.24.02.003895	koszyk pojedynczy	147
	50.24.02.003914	półka na książkę	95








Akcesoria i Elementy montażowe

MODEL	KOD ARTYKUŁU	SYMBOL	CENA
SYSTEMY ŚCIENNE			
	50.24.02.002898	koszyk na przyprawy (mały)	77
	50.18.11.003306	haczyk alu	15
	50.18.11.023210	haczyk czarny	15
	50.18.11.003310	półka alu na przyprawy L=40 cm	150
	50.18.11.023212	półka czarna na przyprawy L=40 cm	150
	50.18.11.003308	kaseta alu na ręcznik papierowy	184
	50.18.11.023211	kaseta czarna na ręcznik papierowy	184
	50.13.09.018226	wspornik półki	109
	50.17.11.023341	wieszak kuchenny czarny	60

Akcesoria i Elementy montażowe

MODEL	KOD ARTYKUŁU	SYMBOL	CENA
ELEMENTY MONTAŻOWE			
	50.18.01.002873	listwa montażowa	28
	50.18.06.003288	listwa boczna alu do blatu R3	16
	50.18.06.003289	listwa boczna czarna do blatu R3	16
	50.18.06.003297	listwa szczelinowa alu do blatu R3	16
	50.18.06.003298	listwa szczelinowa czarna do blatu R3	16
	50.18.06.003294	listwa kątowna alu do blatu R3	22
	50.18.06.003295	listwa kątowna czarna do blatu R3	22
	50.18.05.003755	listwa przyblatowa	46
	50.18.07.003754	końcówka listwy przyblatowej	3
	50.18.07.003758	narożnikzew. listwy przyblatowej	3
	50.18.07.003757	narożnikwew. listwy przyblatowej	3

Akcesoria i Elementy montażowe

MODEL	KOD ARTYKUŁU	SYMBOL	CENA
USŁUGI			
		frezowanie blatu pod zlew	120
		frezowanie łączenia blatów	120
OŚWIETLENIE			
	50.22.01.021047	LED BELIZE 2x3,5W	242
	50.22.01.021048	LED BELIZE 3x3,5W	312
	50.22.01.021049	LED BELIZE 4x3,5W	382
	50.22.01.018017	LED OL14 2x3W	285
	50.22.01.018019	LED OL14 3x3W	333
	50.22.01.018020	LED OL14 4x3W	406
	50.22.01.003884	LED LENA 3x4,2W	224
	50.22.01.003885	LED LENA 4x4,2W	376
	50.22.01.003888	LED ROUND 2x2W	178
	50.22.01.003889	LED ROUND 3x2W	218
	50.22.01.003890	LED ROUND 4x2W	277
	50.99.004093	LED ROTONDO 3x3,8W	296
	50.99.004094	LED ROTONDO 4x3,8W	343
	50.22.01.023320	LED SMARTT BIKOLOR CZARNY 2x4W	231
	50.22.01.023322	LED SMARTT BIKOLOR CZARNY 3x4W	300
	50.22.01.023323	LED SMARTT BIKOLOR CZARNY 4x4W	368